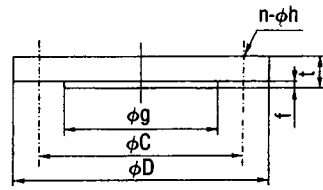


## FLANGE COMPARISON TABLE (mm)

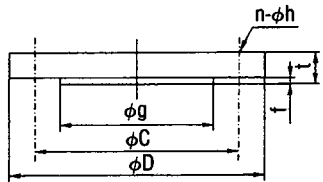
### ■ JIS Flange (JIS B2210)



f (in case of Raised Face flange)  
 For nominal width 1 1  
 For nominal width 1 1/4 to 5 2

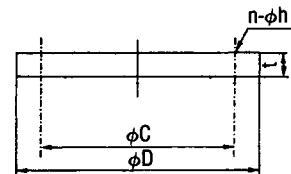
Nominal width	Nominal pres.	JIS 5K (kg/cm <sup>2</sup> )						JIS 10K (kg/cm <sup>2</sup> )					
		D	C	g	t	n-h	Bolts	D	C	g	t	n-h	Bolts
1B	25A	95	75	59	10	4-12	M10	125	90	67	14	4-19	M16
1 1/4B	32A	115	90	70	12	4-15	M12	135	100	76	16	4-19	M16
1 1/2B	40A	120	95	75	12	4-15	M12	140	105	81	16	4-19	M16
2B	50A	130	105	85	14	4-15	M12	155	120	96	16	4-19	M16
2 1/2B	65A	155	130	110	14	4-15	M12	175	140	116	18	4-19	M16
3B	80A	180	145	121	14	4-19	M16	185	150	126	18	8-19	M16
3 1/2B	90A	190	155	131	14	4-19	M16	195	160	136	18	8-19	M16
4B	100A	200	165	141	16	8-19	M16	210	175	151	18	8-19	M16
5B	125A	235	200	176	16	8-19	M16	250	210	182	20	8-23	M20

### ■ ANSI Flange



Nominal width	Nominal pres.	150Lb							300Lb						
		D	C	g	t	f	n-h	Bolts	D	C	g	t	f	n-h	Bolts
1B	25A	108	79.2	50.8	14.2	1.6	4-15.7	M12 x l60	124	88.9	50.8	17.5	1.6	4-19.1	M16 x l65
1 1/4B	32A	117	88.9	63.5	15.7	1.6	4-15.7	M12 x l60	133	98.6	63.5	19.1	1.6	4-19.1	M16 x l70
1 1/2B	40A	127	98.6	73.2	17.5	1.6	4-15.7	M12 x l65	155	114.3	73.2	20.6	1.6	4-22.4	M20 x l80
2B	50A	152	120.7	91.9	19.1	1.6	4-19.1	M16 x l70	165	127.0	91.9	22.4	1.6	8-19.1	M16 x l80
2 1/2B	65A	178	139.7	104.6	22.4	1.6	4-19.1	M16 x l80	191	149.4	104.6	25.4	1.6	8-22.4	M20 x l90
3B	80A	191	152.4	127.0	23.9	1.6	4-19.1	M16 x l80	210	168.1	127.0	28.4	1.6	8-22.4	M20 x l90
3 1/2B	90A	216	177.8	139.7	23.9	1.6	8-19.1	M16 x l80	229	184.2	139.7	30.2	1.6	8-22.4	M20 x l100
4B	100A	229	190.5	157.2	23.9	1.6	8-19.1	M16 x l80	254	200.2	157.2	31.8	1.6	8-22.4	M20 x l100
5B	125A	254	215.9	185.7	23.9	1.6	8-22.4	M20 x l90	279	235.0	185.7	35.1	1.6	8-22.4	M20 x l110

### ■ DIN Flange (DIN2527)



Nominal width	Nominal pres.	PN 6 (kg/cm <sup>2</sup> )					PN 10 (kg/cm <sup>2</sup> )				
		D	C	t	n-h	Bolts	D	C	t	n-h	Bolts
DN25		100	75	14	4-11	M10	115	85	16	4-14	M12
DN32		120	90	14	4-14	M12	140	100	16	4-18	M16
DN40		130	100	14	4-14	M12	150	110	16	4-18	M16
DN50		140	110	14	4-14	M12	165	125	18	4-18	M16
DN65		160	130	14	4-14	M12	185	145	18	4-18	M16
DN80		190	150	16	4-18	M16	200	160	20	8-18	M16
DN100		210	170	16	4-18	M16	220	180	20	8-18	M16
DN125		240	200	18	8-18	M16	250	210	22	8-18	M16