


MODEL MT

ELECTRICAL CONDUCTIVITY LEVEL SENSOR



Features

- Stable operation with build up of scum and slurry
- High durability
- Easy operation of relay unit
- Easy maintenance

General Description

Model MT system is a conductance actuated control system utilizing the electrical conductivity of the liquid to carry a small current which when sensed, activates the appropriate controls. The multi-points probe has the capability to control several pumps and alarms, as well as indication of levels, using discrete set points.

Operational Description

Model MT system measures the conductivity of the liquid between electrode and ground (earthing) to detect level of liquids. Essentially, earthing rode is not necessary to install it to manhole or tank. However, earthing rode is necessary for FRP or plastic tank.

When the liquid is reached to the electrode, the current is flowing to the circuit and converted to the relay output. The control unit of RE9000 measures the electrical resistance of liquid. If the resistance of liquid is less than setting value, the relay is not outputted. The setting value of resistance can be changed by dip switches.

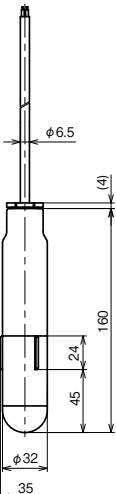
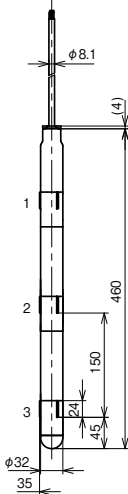
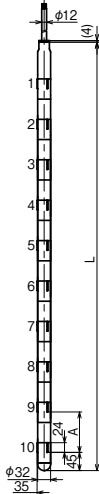
Applications

Model MT system can be used in any suitable conductive liquids. Applications involve both alarm point detection and pump valve control. Since MT system contain no moving parts, it is very reliable and can be used in tanks where mixers or other moving equipment would damage ordinary float sensor or other level detectors.

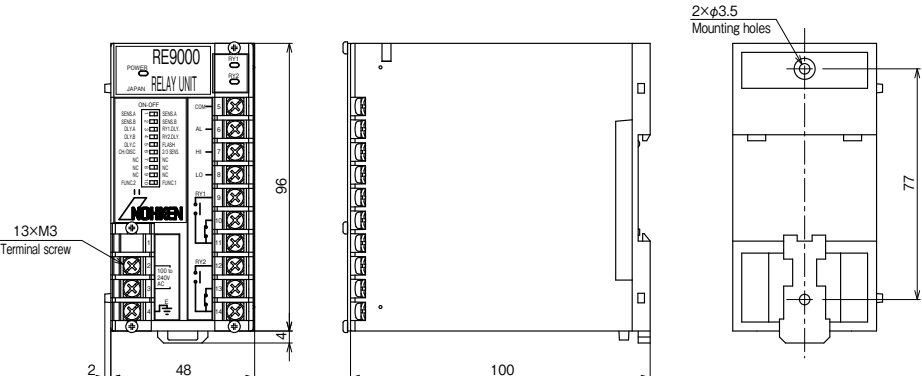
MT system is very reliable to use in Waste water, Sewage water, Fresh water, and Conductive liquids. Manhole pump control is one of biggest application for MT system.

Specifications

Sensor

Model	MT10/1	MT10/3	MT10/10
Drawing			
Number of detection point	1	3	10
Operating Temperature	0°C to 80°C		
Material	Cable	φ6.5, PVC	φ8.1, PVC
	Body	PE	PE/PVC
	Electrode	316SS	

Amplifier

Model	RE9000
Drawing	
Supply Power	100 to 240V AC, 50/60Hz or 24V DC
Power Consumption	Approx. 7VA Max. for 240V AC, 7W Max. for 24V DC
Relay Contact	240V 5A AC (resistive)
Output Power	12V AC (1mA Max.)
Detection Sensitivity	1kΩ , 4kΩ , 20kΩ , 80kΩ ,
Operating Temperature	-10°C to 60°C
Indication	Green LED for power states Yellow LED for relay 1 states Red LED for relay 2 states
Separation Distance	500m Max.
Mounting	35mm DIN rail or 2 x M3 screw